



SOCIETY OF ACTUARIES

**US GAAP for International Life Insurers – Hong Kong
June 2008**

**Session 3 & 4: Traditional Life & Health Insurance
Products – SFAS 60 & 97 LP**

Thomas Herget

GAAP for Traditional
Life and Health Products
SFAS 60 and SFAS 97 Limited Pay

Hong Kong and Shanghai, June 2008

Tom Herget



SOCIETY OF ACTUARIES

Agenda

- Overview
- Long Duration Contracts
 - Benefit Reserves
 - Deferred Policy Acquisition Costs
 - Assumptions
 - Earnings Patterns
 - Practical Issues
- Claim Reserves
- *SOP 05-1* Prospective Unlocking



SOCIETY OF ACTUARIES

Overview

- Sequence of pronouncements follow the evolution of the US products & economy
- Original purpose – show gain as gain and loss as loss



SFAS 60

- Issued in 1982
- Compiled mostly from 1972 “Audit Guide”
- Prescribed accounting rules for insurance and annuity contracts issued by stock life insurance companies
- No special guidance for “new” products, such as universal life, deferred annuities
- Address short-term and long-term contracts



SFAS 60 – Short Duration Contracts

- Provides insurance protection over a fixed period of short-duration
- Insurer may cancel or adjust at end of any contract period
- Examples – most non-life, group life, group health, credit insurance
- Premiums recognized as revenue over the period of the contract in proportion to amount of protection provided
- Hold an Unearned Premium Reserve



SFAS 60 Long Duration Contracts

- Provides insurance protection over an extended period
- The contract generally is not subject to unilateral changes by the insurer
- Premium is recognized when due



SFAS 60 Long Duration Contracts

- Examples
 - Non participating whole life
 - Stock company participating whole life
 - Guaranteed renewable term life
 - Individual disability income
 - Individual medical



Long Duration Contracts



Benefit Reserves

- All material policy-related obligations are reserved for:
 - Death and health benefits
 - Surrender benefits
 - Endowments
 - Policy-related maintenance expenses
 - Policyholder dividends (for stocks)
- Exception: income tax
- Benefit premium equals the portion of gross premiums required to provide for all benefits and maintenance expenses



US GAAP – Example

Ten Year Endowment
Statutory Profits

| Year | Premium | Interest | Death Benefits | Surrenders | Maturities | Commission | Underwriting | Marketing | Maintenance | Cost of Claims | Change in Reserve | Book Profit |
|------|---------|----------|----------------|------------|------------|------------|--------------|-----------|-------------|----------------|-------------------|-------------|
| 1 | 100.00 | (0.48) | 0.40 | 0.00 | - | 50.00 | 35.00 | 20.00 | 1.00 | 0.20 | 0.00 | (7.08) |
| 2 | 89.96 | 5.30 | 0.45 | 8.99 | - | 17.99 | - | - | 0.90 | 0.18 | 80.93 | (14.18) |
| 3 | 80.93 | 10.83 | 0.49 | 17.19 | - | 16.19 | - | - | 0.81 | 0.16 | 73.75 | (16.82) |
| 4 | 72.79 | 16.98 | 0.51 | 23.64 | - | - | - | - | 0.73 | 0.15 | 58.08 | 6.66 |
| 5 | 65.47 | 20.79 | 0.52 | 28.62 | - | - | - | - | 0.65 | 0.13 | 44.77 | 11.56 |
| 6 | 58.87 | 23.66 | 0.53 | 32.34 | - | - | - | - | 0.59 | 0.12 | 33.54 | 15.41 |
| 7 | 52.94 | 25.73 | 0.53 | 35.02 | - | - | - | - | 0.53 | 0.11 | 24.13 | 18.36 |
| 8 | 47.60 | 27.15 | 0.52 | 36.83 | - | - | - | - | 0.48 | 0.10 | 16.24 | 20.58 |
| 9 | 42.79 | 28.01 | 0.51 | 37.90 | - | - | - | - | 0.43 | 0.09 | 9.69 | 22.18 |
| 10 | 38.46 | 28.37 | 0.50 | - | 384.14 | - | - | - | 0.38 | 0.77 | (341.14) | 22.17 |
| NPV | 509.38 | | 3.36 | 141.74 | 186.38 | 80.74 | 35.00 | 20.00 | 5.09 | 1.28 | | 35.56 |
| | | | Ben NP | 65% | | | | | | | | |
| | | | DefAcq NP | 23% | | | | | | | | |
| | | | NDAcq NP | 4% | | | | | | | | |
| | | | Maint NP | 1% | | | | | | | | |
| | | | Profit | 7% | | | | | | | | |



Benefit Reserve

- Prospective:

PV Future Benefits – PV Future Benefit Premiums

$$A_{x+t} - P_x \ddot{a}_{x+t}$$

- Fackler (follow the cash):

$$\frac{({}_{t-1}V + P)(1+i) - DB \times q^d \times (1+i)^{1/2} - CV \times q^w}{(1-q^d)(1-q^w)}$$



US GAAP – Example

GAAP Benefit Reserve

| Year | Benefit Net Premium | Interest | Death Benefits | Surrenders | Maturities | Cost of Claims | Benefit Reserve | In Force | BR per 1000 In Force | Maint Net Premium | Maint Reserve |
|------|---------------------|----------|----------------|------------|------------|----------------|-----------------|----------|----------------------|-------------------|---------------|
| 1 | 65.08 | 4.88 | 0.40 | 0.00 | - | 0.20 | 69.54 | 1.0000 | 77.30 | 1.25 | 0.06 |
| 2 | 58.54 | 9.61 | 0.45 | 8.99 | - | 0.18 | 128.23 | 0.8093 | 158.46 | 1.13 | 0.14 |
| 3 | 52.66 | 13.57 | 0.49 | 17.19 | - | 0.16 | 176.77 | 0.7279 | 242.85 | 1.01 | 0.23 |
| 4 | 47.37 | 16.81 | 0.51 | 23.64 | - | 0.15 | 216.79 | 0.6547 | 331.14 | 0.91 | 0.33 |
| 5 | 42.60 | 19.45 | 0.52 | 28.62 | - | 0.13 | 249.68 | 0.5887 | 424.11 | 0.82 | 0.46 |
| 6 | 38.31 | 21.60 | 0.53 | 32.34 | - | 0.12 | 276.70 | 0.5294 | 522.70 | 0.74 | 0.61 |
| 7 | 34.45 | 23.34 | 0.53 | 35.02 | - | 0.11 | 298.92 | 0.4760 | 628.03 | 0.66 | 0.79 |
| 8 | 30.97 | 24.74 | 0.52 | 36.83 | - | 0.10 | 317.26 | 0.4279 | 741.45 | 0.60 | 1.01 |
| 9 | 27.85 | 25.88 | 0.51 | 37.90 | - | 0.09 | 332.55 | 0.3846 | 864.58 | 0.54 | 1.27 |
| 10 | 25.03 | 26.82 | 0.50 | - | 384.14 | 0.77 | - | - | 1000.00 | 0.48 | - |



Deferred Policy Acquisition Cost (DPAC or DAC) for Long Duration Contracts



DAC

- Represents unamortized balance of deferrable acquisition expenses



US GAAP – Example

DAC

| Year | Deferrable Expense Net Premium | Interest | Deferrable Expenses | DAC | DAC per 1000 In Force | DAC per 1000 In Force |
|------|--------------------------------------|----------|------------------------|-------|--------------------------|--------------------------|
| 1 | 22.72 | 4.67 | 85.00 | 66.95 | 1.0000 | 74.42 |
| 2 | 20.44 | 4.84 | 17.99 | 69.34 | 0.8996 | 85.68 |
| 3 | 18.39 | 5.04 | 16.19 | 72.17 | 0.7279 | 99.15 |
| 4 | 16.54 | 4.17 | - | 59.80 | 0.6547 | 91.35 |
| 5 | 14.88 | 3.37 | - | 48.30 | 0.5887 | 82.03 |
| 6 | 13.38 | 2.62 | - | 37.54 | 0.5294 | 70.91 |
| 7 | 12.03 | 1.91 | - | 27.42 | 0.4760 | 57.61 |
| 8 | 10.81 | 1.25 | - | 17.85 | 0.4279 | 41.72 |
| 9 | 9.72 | 0.61 | - | 8.74 | 0.3846 | 22.72 |
| 10 | 8.74 | 0.00 | - | 0.00 | - | - |



SOCIETY OF ACTUARIES

$$Mean_t = \frac{1}{2}(DAC_{t-1} + P - Cost + DAC_t)$$

Need deferred premium and cost of collection
where

cost of collection = % exp × Gross Deferred Premium



SOCIETY OF ACTUARIES

$$\text{MidTerminal}_t = \frac{1}{2}(DAC_{t-1} - \text{Per Policy Cost} + DAC_t)$$

Plus Unearned Premium Reserve less Equity in UEPR
where

$$\text{EUEP} = \% \text{ exp} \times \text{Gross Unearned}$$



Assumptions for Long Duration Contracts



Assumptions for Reserves and DAC

- Assumptions needed for:
 - Investment earnings
 - Mortality and morbidity
 - Termination
 - Deferrable and maintenance expenses
 - Policyholder dividends



Assumptions for Reserves and DAC

- Assumptions must be consistent with experience at the time policies are issued
- Assumptions must contain provision for adverse deviation (“PAD”)
- Assumptions must be “locked-in” at issue



General Guidance for PADs

- Investment earnings for non-par
 - Best estimate rate less small margin (0.25% to 0.50% common in today's environment)
 - Conservative ultimate rate
- Mortality / morbidity for non-par
 - 5% to 10% PAD is common
- Lapse and maintenance expense
 - Most often, there is none
- Total PADS must not cause net premium to be larger than gross premium



Earnings Pattern for Long Duration Contracts



Earnings Pattern

- Expected pre-tax income emerges as:
 - Level % of gross premium
 - + “Release from risk” (e.g., earned interest in excess of GAAP reserve interest)
 - + Deviations on experience
 - Non-deferrable acquisition and overhead expenses
 - + Investment income on invested assets backing GAAP equity



US GAAP – Example

US GAAP Financial Statements

| Year | Premium | Interest | Benefits | Deferrable Expenses | Other Expenses | Change in Ben Reserve | Change in DAC | Profit | % Premium | Benefit Reserve | DAC |
|------|---------|----------|----------|---------------------|----------------|-----------------------|---------------|--------|-----------|-----------------|-------|
| 1 | 100.00 | (0.48) | 0.40 | 85.00 | 21.20 | 69.54 | 66.95 | (9.73) | -9.7% | 69.54 | 66.95 |
| 2 | 89.96 | 5.50 | 9.44 | 17.99 | 1.08 | 58.69 | 2.39 | 10.59 | 11.8% | 128.23 | 69.34 |
| 3 | 80.93 | 9.19 | 17.67 | 16.19 | 0.97 | 48.54 | 2.83 | 9.53 | 11.8% | 176.77 | 72.17 |
| 4 | 72.79 | 13.23 | 24.15 | - | 0.87 | 40.01 | (12.37) | 8.57 | 11.8% | 216.79 | 59.80 |
| 5 | 65.47 | 16.62 | 29.14 | - | 0.79 | 32.90 | (11.51) | 7.71 | 11.8% | 249.68 | 48.30 |
| 6 | 58.87 | 19.47 | 32.87 | - | 0.71 | 27.02 | (10.76) | 6.93 | 11.8% | 276.70 | 37.54 |
| 7 | 52.94 | 21.86 | 35.55 | - | 0.64 | 22.21 | (10.12) | 6.23 | 11.8% | 298.92 | 27.42 |
| 8 | 47.60 | 23.90 | 37.35 | - | 0.57 | 18.34 | (9.57) | 5.60 | 11.8% | 317.26 | 17.95 |
| 9 | 42.79 | 25.64 | 38.42 | - | 0.51 | 15.29 | (9.11) | 5.04 | 11.8% | 332.55 | 8.74 |
| 10 | 38.46 | 27.10 | 384.64 | - | 1.15 | (332.55) | (8.74) | 4.07 | 11.8% | - | 0.00 |
| | | | | | | NPV | | 35.56 | | | |



Practical Issues for Long Duration Contracts



Variations

- Interpolated reserve factors
- Terminal $(1 - q^d) \times (1 - q^w)$
versus
- Final $(1 - q^d)$ in denominator



DAC Calculation Methods

- Factors
 - Apply actuarially determined factor to each unit of in force at valuation date
- Worksheet
 - Calculate DAC balances for blocks of insurance contracts by issue year
 - Adjust for total termination experience different from assumed



DAC Assumptions

- True-up each reporting period
- Commissions – capitalize bonus amounts



Factor Method for DAC Calculation

- Compatible with benefit reserve factor method
- Have to be careful that factors defer correct amounts



Static Worksheet Method

Example ($i = 0\%$)

| <u>Yr</u> | <u>Def Exp</u> | <u>Premium</u> | <u>DAC</u> |
|-----------|----------------|----------------|----------------|
| 1 | 1,000 | 1,000 | 750 |
| 2 | 0 | 900 | 525 |
| 3 | 0 | 800 | 325 |
| 4 | 0 | 700 | 150 |
| 5 | 0 | 600 | 0 |
| PV | 1,000 | 4,000 | ($k = 25\%$) |



Dynamic Worksheet Method Example

Actual Premium In Force EOY 1 = 850

Expected Premium EOY 1 = 900

$$\text{DAC} = (850 / 900) (750) = 708$$



Worksheet Method for DAC Calculation

- Based on estimates of future premiums as of issue date
- Based on actual deferrable expenses
- Simple to maintain and understand
- Introduces need to monitor and adjust regularly for lapse experience



Valuation Cycle Example

Product – 10 year term

- Assumptions (Direct)
- Mortality – with 5% PAD
- Lapse
 - Year one: 8%
 - Year two: 7%
 - Year three: 6%
 - Years four through nine: 5%
 - Year ten: 100%
- Interest rate: level 7%



Assumptions (Direct)

| | | | | | | | | |
|--------------------|-------|-------|-------|-------|-------|-------|-------|-------|
| Issue Costs – age: | 25 | 30 | 35 | 40 | 45 | 50 | 55 | 60 |
| | \$210 | \$225 | \$240 | \$260 | \$320 | \$350 | \$390 | \$440 |

Commissions – year one: 115%

Years two–ten: 3%

Premium Tax: 2.5%



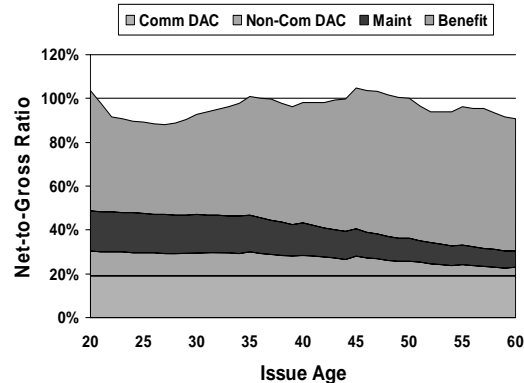
Risk Classes

- Sex – Male & Female
- Tobacco – Smoker & Nonsmoker
- Size bands – four: lower limit 50, 100, 250, 1000



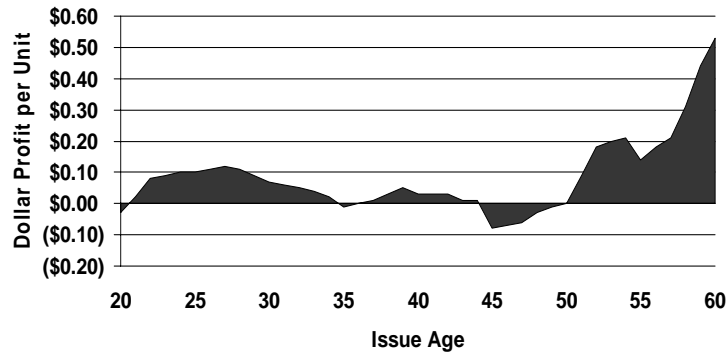
GAAP Net to Gross Premiums Ratios

Direct: One Each (Weighted Avg. = 95.8%)



GAAP Dollar Profit per Unit

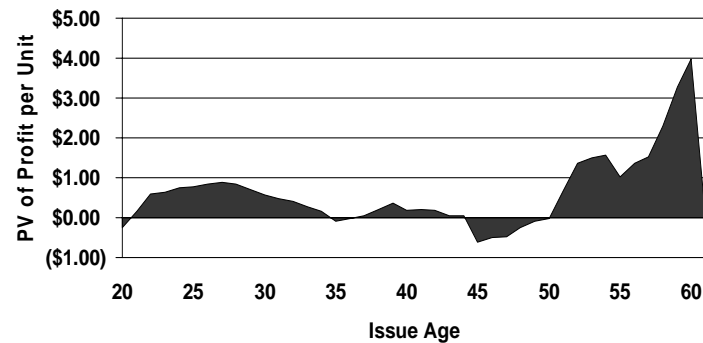
Direct: One Each (Weighted Avg. = \$0.08)



SOCIETY OF ACTUARIES

GAAP PV of Profit per Unit

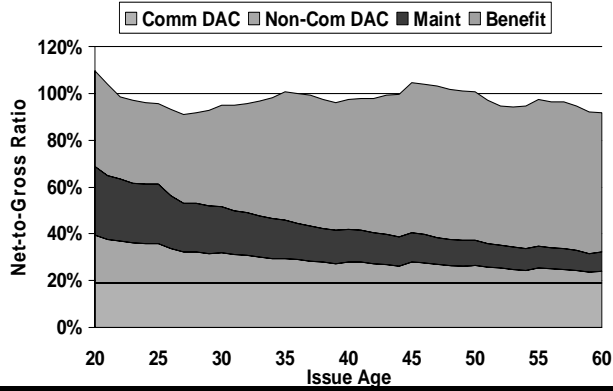
Direct: One Each (Weighted Avg. = \$0.63)



SOCIETY OF ACTUARIES

GAAP Net-to-Gross Premium Ratios

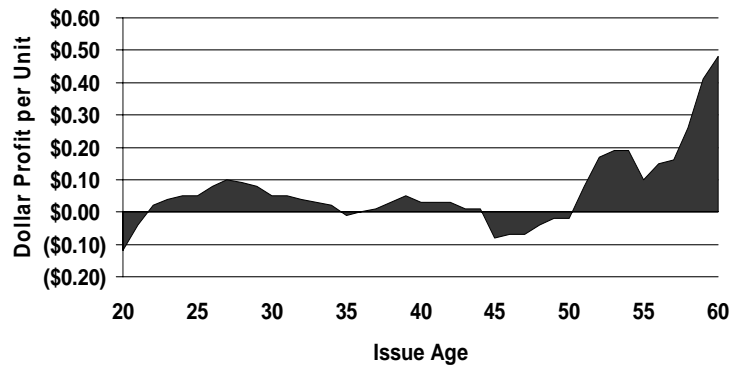
Direct: Actual Distribution (Weighted Avg. = 98.0%)



SOCIETY OF ACTUARIES

GAAP Dollar Profit per Unit

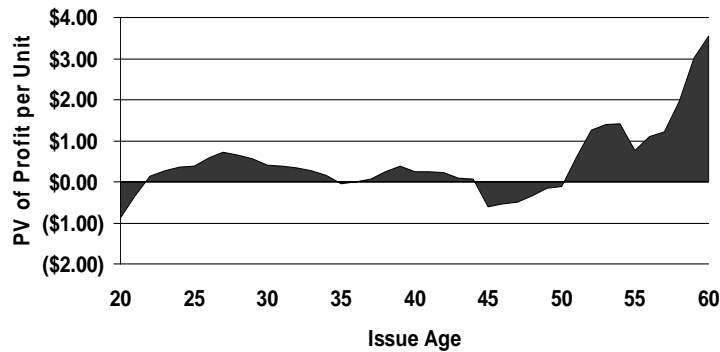
Direct: Actual Distribution (Weighted Avg. = \$0.03)



SOCIETY OF ACTUARIES

GAAP PV of Profit per Unit

Direct: Actual Distribution (Weighted Avg. = \$0.26)



SOCIETY OF ACTUARIES

GAAP Profit Summary – 10 Year Term

10 Year Age Groups

| IAge | Distr% | Ratio |
|--------------|---------------|--------------|
| 25 | 1.7% | 95.6 |
| 35 | 25.1% | 100.6 |
| 45 | 40.0% | 104.7 |
| 55 | 30.9% | 97.3 |
| 65 | 2.4% | 91.7 |
| Total | 100.0% | 100.9 |

5 Year Age Groups

| IAge | Distr% | Ratio |
|--------------|---------------|-------------|
| 20 | 0.1% | 109.6 |
| 25 | 0.7% | 95.6 |
| 30 | 4.0% | 94.9 |
| 35 | 13.1% | 100.6 |
| 40 | 22.6% | 97.4 |
| 45 | 19.1% | 104.7 |
| 50 | 18.4% | 100.6 |
| 55 | 15.4% | 97.3 |
| 60 | 6.5% | 91.7 |
| Total | 100.0% | 99.3 |

Serialtim

| IAge | Distr% | Ratio |
|------|--------|-------|
| 20 | 0.0% | 109.6 |
| 21 | 0.0% | 103.8 |
| 22 | 0.0% | 98.5 |
| 23 | 0.0% | 96.9 |
| 24 | 0.1% | 95.9 |
| 25 | 0.1% | 95.6 |
| 26 | 0.2% | 92.9 |
| 27 | 0.3% | 90.9 |
| 28 | 0.4% | 91.8 |
| 29 | 0.5% | 92.9 |
| 30 | 0.7% | 94.9 |
| 31 | 1.0% | 95.1 |
| 32 | 1.3% | 95.8 |
| 33 | 1.6% | 96.8 |
| 34 | 2.0% | 98.0 |
| 35 | 2.7% | 100.6 |
| 36 | 3.0% | 99.9 |
| 37 | 3.9% | 99.3 |
| 38 | 4.3% | 97.2 |
| 39 | 4.5% | 95.9 |
| 40 | 4.8% | 97.4 |

Serialtim continued...

| IAge | Distr% | Ratio |
|--------------|---------------|-------------|
| 41 | 4.4% | 97.7 |
| 42 | 4.6% | 97.9 |
| 43 | 4.2% | 99.3 |
| 44 | 4.2% | 99.5 |
| 45 | 3.8% | 104.7 |
| 46 | 3.5% | 103.9 |
| 47 | 3.3% | 103.3 |
| 48 | 3.6% | 102.0 |
| 49 | 3.5% | 100.9 |
| 50 | 3.4% | 100.6 |
| 51 | 3.5% | 97.1 |
| 52 | 4.5% | 94.4 |
| 53 | 4.2% | 94.2 |
| 54 | 3.7% | 94.6 |
| 55 | 3.4% | 97.3 |
| 56 | 2.3% | 96.4 |
| 57 | 1.9% | 96.3 |
| 58 | 1.9% | 94.6 |
| 59 | 2.2% | 92.3 |
| 60 | 2.4% | 91.7 |
| Total | 100.0% | 98.0 |



SOCIETY OF ACTUARIES

Reinsurance



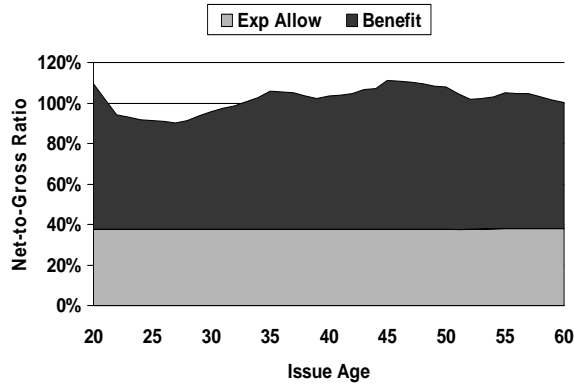
Assumptions (Ceded)

- Coinsurance
- Policy fee excluded
- Expense allowance of 100% year one;
25% thereafter



GAAP Net-to-Gross Premium Ratios

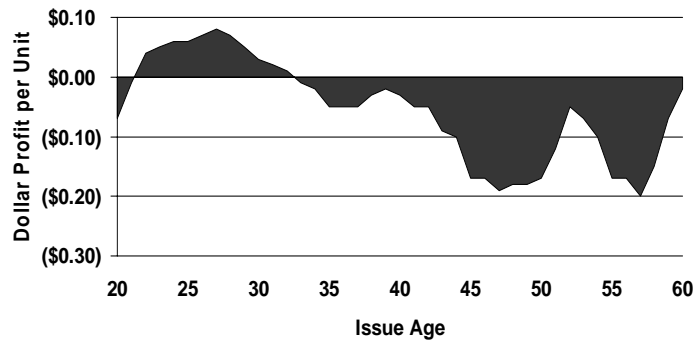
Ceded: One Each (Weighted Avg. = 103.2%)



SOCIETY OF ACTUARIES

GAAP Dollar Profit per Unit

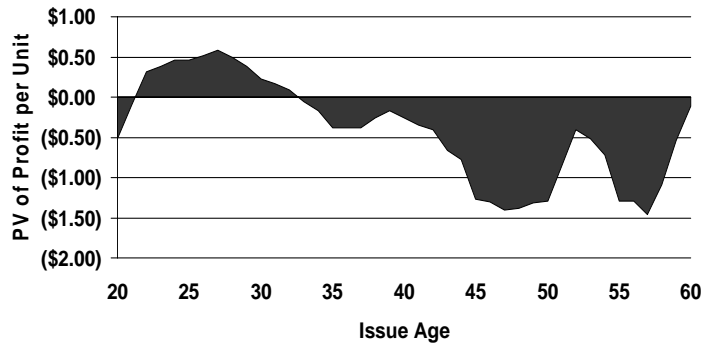
Ceded: One Each (Weighted Avg. = -\$0.06)



SOCIETY OF ACTUARIES

GAAP PV of Profit per Unit

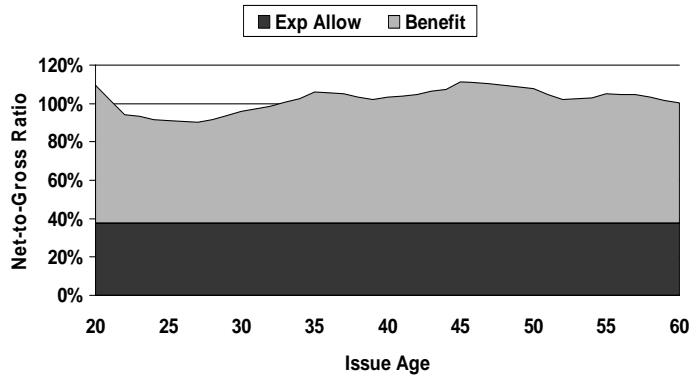
Ceded: One Each (Weighted Avg. = -\$0.42)



SOCIETY OF ACTUARIES

GAAP Net-to-Gross Premium Ratios

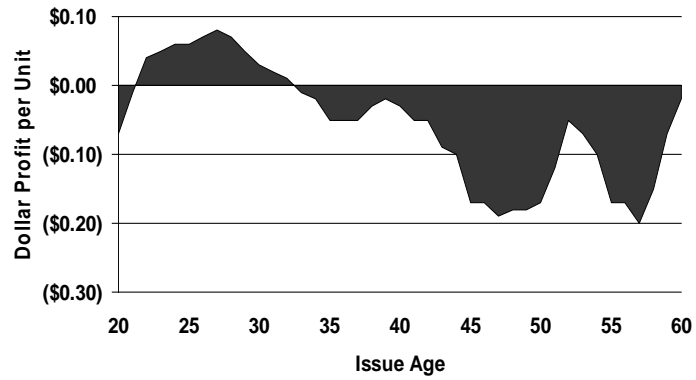
Ceded: Actual Distribution (Weighted Avg. = 104.8%)



SOCIETY OF ACTUARIES

GAAP Dollar Profit per Unit

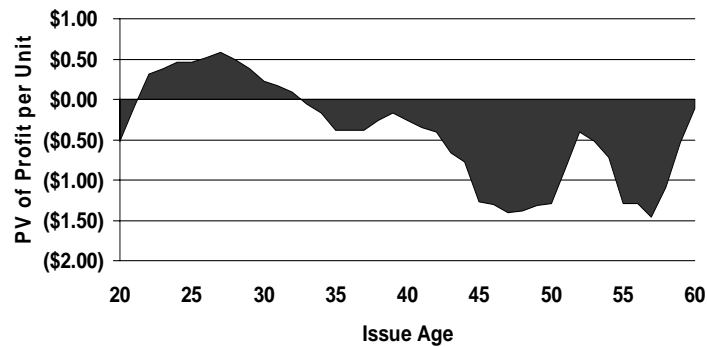
Ceded: Actual Distribution (Weighted Avg. = -\$0.07)



SOCIETY OF ACTUARIES

GAAP PV of Profit per Unit

Ceded: Actual Distribution (Weighted Avg. = -\$0.54)



SOCIETY OF ACTUARIES

Reinsurer's Perspective Based on Actual Distribution

| <u>Assumption</u> | <u>Net-to-Gross Ratio</u> |
|---------------------------------|---------------------------|
| Same as direct | 104.8% |
| 20% Worse lapse – all years | 104.1% |
| 1.5%/Yr. Mort improvement | 99.7% |
| 2.5%/Yr. Mort improvement | 96.4% |
| 2.5%/Yr. Mort & 20% worse lapse | 96.0% |

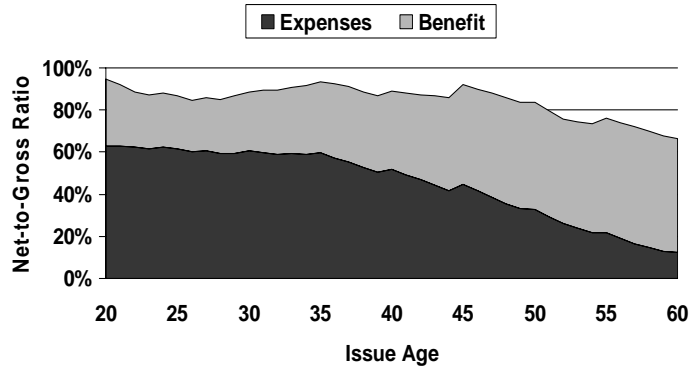


Direct Less Reinsurance



GAAP Net-to-Gross Premium Ratios

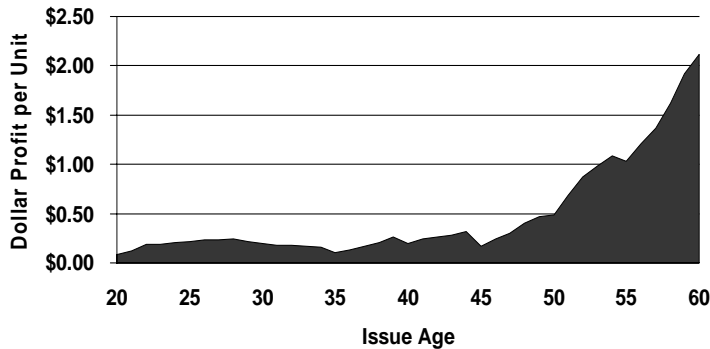
Net Results w/75% Ceded: One Each (Weighted Avg. = 81.2%)



SOCIETY OF ACTUARIES

GAAP Dollar Profit per Unit

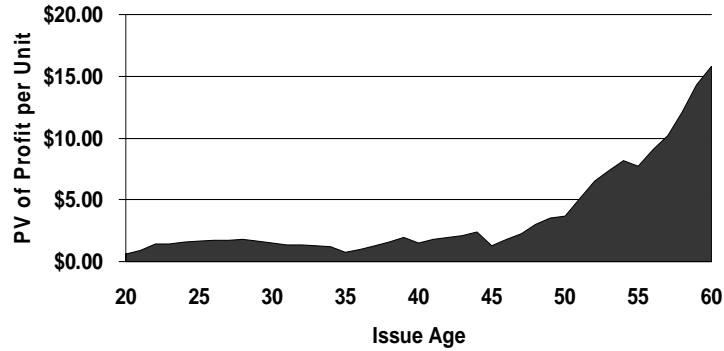
Net Results w/75% Ceded: One Each (Weighted Avg. = \$0.49)



SOCIETY OF ACTUARIES

GAAP PV of Profit per Unit

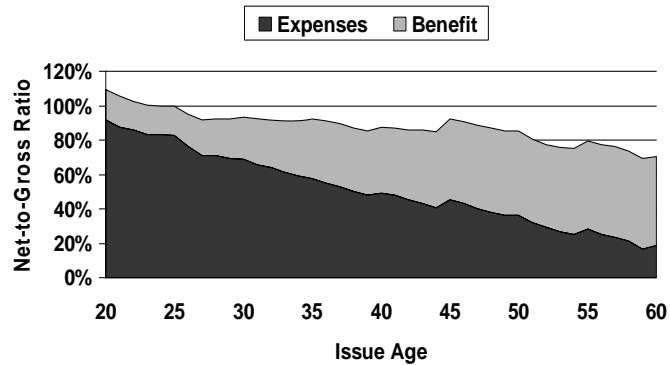
Net Results w/75% Ceded: One Each (Weighted Avg. = \$3.64)



SOCIETY OF ACTUARIES

GAAP Net-to-Gross Premium Ratios

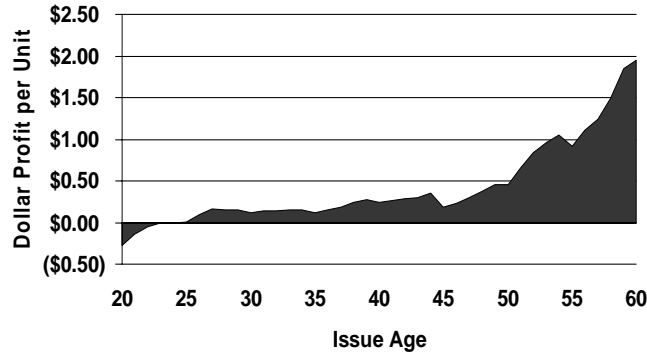
Net Results w/75% Ceded: Actual Distribution
(Weighted Avg. = 85.1%)



SOCIETY OF ACTUARIES

GAAP Dollar Profit per Unit

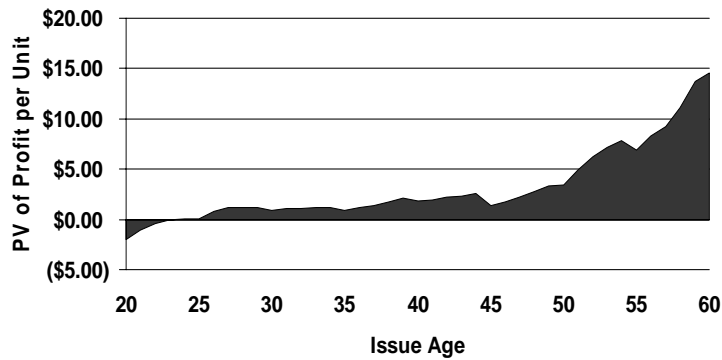
Net Results w/75% Ceded: Actual Distribution
(Weighted Avg. = \$0.36)



SOCIETY OF ACTUARIES

GAAP PV of Profit per Unit

Net Results w/75% Ceded: Actual Distribution
(Weighted Avg. = \$2.67)



SOCIETY OF ACTUARIES

Recommended GAAP Reserving Process for Term

- Round one – put in pricing assumptions and match
- Round two – convert this to GAAP and add PAD
- Round three – establish GPV
 - What you think will happen with lapses and mortality



Special Considerations Shock Lapse Rate

- Admin system – new plan or continuation of existing plan
- Use 100% or say 80%
 - If 80%, ensure that lapse occurs at first opportunity to pay eleventh premium
- For annual, this is “year ten”
- For non-annual, this is heavily skewed to start of year eleven



$$\text{Mean}_t = \frac{1}{2}(V_{t-1} + P + V_t)$$

$$\text{MidTerminal}_t = \frac{1}{2}(V_{t-1} + V_t)$$

Note: The ending value needs to include any dividend, endowment or bonus paid at policy year-end.



Fackler Formula – Terminal Reserve

$$\begin{aligned} & \frac{({}_{t-1}V + P)(1+i) - DB \times q_x \left(1 + \frac{i}{2}\right) - CV \times q_w}{(1-q_d) \times (1-q_w)} \\ &= \frac{(3.00 + 1.50)(1.06) - 1000 \times 0.00132 \times (1.03) - 0 \times 0.80}{(1 - 0.00132) \times (1 - 0.80)} \\ &= \frac{4.77 - 1.36 - 0}{0.99868 \times 0.2} \\ &= \frac{3.41}{0.19974} \\ &= 17.07 \end{aligned}$$



Fackler Formula – “Final” Reserve

- A moment before the lapse, or
- A moment before the terminal reserve

$$\begin{aligned}
 & \frac{({}_{t-}V + P)(1+i) - DB \times q_x \left(1 + \frac{i}{2}\right)}{(1 - q_d)} \\
 = & \frac{(3.00 + 1.50)(1.06) - 1000 \times 0.00132 \times (1.03)}{(1 - 0.00132)} \\
 = & \frac{4.77 - 1.36}{0.99868} \\
 = & \frac{3.41}{0.99868} \\
 = & 3.42
 \end{aligned}$$



Special Considerations Differences in Modes Reinsurance vs. Direct Policy

- Contract with policyholder is modal
- Contract with reinsurer is annual
- Apparent anomaly with benefit reserves at beginning of each policy year – visualize as prepayment of insurance protection
- Consideration of uniformity of lapse application



SFAS 97 Limited Pay

- Paragraph 16

“Any gross premium received in excess of the net premium shall be deferred and recognized in income in a constant relationship with insurance in force (when accounting for life insurance contracts) or with the amount of expected future benefit payments (when accounting for annuity contracts).”



SFAS 97 Limited Pay Income Pay Annuity Example

- Premium \$100.00
- Commission 6.00%
- Benefit Reserve \$ 90.00

So, 4% must be established as a reserve (Deferred Profit Liability) and amortized over expected future payments



SFAS 97 Limited Pay Other Comments

- For health usually use expected benefit payments
- For the multi-pay life and health contracts, profits no longer emerge as a level percent of premium



Ways to Understand Reserve Movement

- Reserve per unit by issue year by major product
- GAAP reserve / Stat reserve by issue year and/or major product



How to Understand the DAC Movement

DAC prior year
+ New deferrals
– Amortization
+ Interest
= DAC current year

Trend amortization, interest over average DAC balance



Loss Recognition and Recoverability for Long Duration Contracts



Recoverability Testing

- Testing is performed on current year's issues
- Is the block of business profitable enough to recover deferrable expenses?
- Deferrable costs are limited by
 - PV of premiums less benefits and maintenance expenses
- Non-recoverable costs may not be deferred, even if product eventually becomes more profitable



Loss Recognition (Premium Deficiency)

- Can think of as recoverability testing after issue
- Basic principle: probable future losses must be anticipated – PV future GAAP profits may not be negative
- Need to decide on what defines a block of business to be tested. Multiple years' issues, products, etc. can be aggregated
- Paragraph 32: "...contracts shall be grouped consistent with the manner of acquiring, servicing and measuring the profitability of its insurance contracts..."



Loss Recognition and Recoverability Assumptions

- Best estimate assumptions w/o PADs
- Do not include overhead expenses
- Once in loss recognition, these new best estimate assumptions are locked in



US GAAP – Example

After year 3, interest rates drop from 7.5% to 3.0%

| Year | Premium | Interest | Benefits | Deferrable Expenses | Other Expenses | Change in Ben Reserve | Change in DAC | Profit | Benefit Reserve | DAC |
|------|---------|----------|----------|---------------------|----------------|-----------------------|---------------|---------|-----------------|-------|
| 1 | 100.00 | (0.48) | 0.40 | 85.00 | 21.20 | 69.54 | 66.95 | (9.73) | 69.54 | 66.95 |
| 2 | 89.96 | 5.50 | 9.44 | 17.99 | 1.08 | 58.69 | 2.39 | 10.59 | 128.23 | 69.34 |
| 3 | 80.93 | 9.19 | 17.67 | 16.19 | 0.97 | 48.54 | 2.83 | 9.53 | 176.77 | 72.17 |
| 4 | 72.79 | 5.29 | 24.15 | - | 0.87 | 40.01 | (12.37) | 0.63 | 216.79 | 59.80 |
| 5 | 65.47 | 6.65 | 29.14 | - | 0.79 | 32.90 | (11.51) | (2.27) | 249.68 | 48.30 |
| 6 | 58.87 | 7.79 | 32.87 | - | 0.71 | 27.02 | (10.76) | (4.75) | 276.70 | 37.54 |
| 7 | 52.94 | 8.75 | 35.55 | - | 0.64 | 22.21 | (10.12) | (6.89) | 298.92 | 27.42 |
| 8 | 47.60 | 9.56 | 37.35 | - | 0.57 | 18.34 | (9.57) | (8.74) | 317.26 | 17.85 |
| 9 | 42.79 | 10.26 | 38.42 | - | 0.51 | 15.29 | (9.11) | (10.35) | 332.55 | 8.74 |
| 10 | 38.46 | 10.84 | 384.64 | - | 1.15 | (332.55) | (8.74) | (12.19) | - | 0.00 |

DAC of 59.80 is not recoverable
DAC is reduced to 21.00

NPV yr 5 to 10

(38.80)



US GAAP – Example

If future DAC factors are reduced in the same ratio

| Year | Premium | Interest | Benefits | Deferrable Expenses | Other Expenses | Change in Ben Reserve | Change in DAC | Profit | Benefit Reserve | DAC |
|---------------------------------|---------|----------|----------|---------------------|----------------|-----------------------|---------------|---------|-----------------|-------|
| 1 | 100.00 | (0.48) | 0.40 | 85.00 | 21.20 | 69.54 | 66.95 | (9.73) | 69.54 | 66.95 |
| 2 | 89.96 | 5.50 | 9.44 | 17.99 | 1.08 | 58.69 | 2.39 | 10.59 | 128.23 | 69.34 |
| 3 | 80.93 | 9.19 | 17.67 | 16.19 | 0.97 | 48.54 | 2.83 | 9.53 | 176.77 | 72.17 |
| 4 | 72.79 | 5.29 | 24.15 | - | 0.87 | 40.01 | (51.17) | (38.18) | 216.79 | 21.00 |
| 5 | 65.47 | 6.65 | 29.14 | - | 0.79 | 51.64 | (4.04) | 0.00 | 268.43 | 16.96 |
| 6 | 58.87 | 8.31 | 32.87 | - | 0.71 | 45.28 | (3.78) | 0.00 | 313.71 | 13.18 |
| 7 | 52.94 | 9.78 | 35.55 | - | 0.64 | 40.15 | (3.55) | 0.00 | 353.86 | 9.63 |
| 8 | 47.60 | 11.09 | 37.35 | - | 0.57 | 36.09 | (3.36) | 0.00 | 389.95 | 6.27 |
| 9 | 42.79 | 12.28 | 38.42 | - | 0.51 | 32.99 | (3.20) | 0.00 | 422.94 | 3.07 |
| 10 | 38.46 | 13.36 | 384.64 | - | 1.15 | (422.94) | (3.07) | 0.00 | - | 0.00 |
| | | | | | | NPV yr 5 to 10 | | 0.00 | | |
| DAC of 59.80 is not recoverable | | | | | | | | | | |
| DAC is reduced to 21.00 | | | | | | | | | | |



Claim Reserves



Guiding Literature

- *SFAS 60*, (Accounting and Reporting by Insurance Enterprises)
[¶ 17, 18]
- *SFAS 5*, (Accounting for Contingencies)
[¶ 8, 3]



When to Establish – *SFAS 5*

¶ 8 – establish a loss accrual if both the following are met:

- (a) probable that a loss has been incurred
- (b) amount of loss can be reasonably estimated

¶ 3 “probable”: the future event is likely to occur



How to Establish – *SFAS 60*

- ¶ 17
 - Applies to incurred but not reported
- ¶ 18
 - Best estimates
 - No PAD
 - No lock-in
 - Include provisions for expenses and inflation



***SOP 05-1* and Prospective Unlocking**



Statement of Position 05-1

- Includes first-ever accounting literature reference to “Prospective Unlocking” (§ 20, “Prospective Revision”)
- Appeared in actuarial literature in early 1980s
- Mechanically, halfway between SFAS 60 and SFAS 97
 - Guaranteed renewable A&H
 - Indeterminate premium non-par life



Prospective Unlocking

$${}^{OLD}V = A_{x+t}^{NEW} - P \times \ddot{a}_{x+t}^{NEW}$$



Prospective Unlocking

- Method for unlocking:
 - Lock-in current benefit reserve, DAC, maintenance reserve and VOBA
 - Enter new future assumptions
 - Recalculate net premiums prospectively
- Need to capture prior period reserve and the new net premium
- Need to watch impact on DAC and VOBA where premiums change

