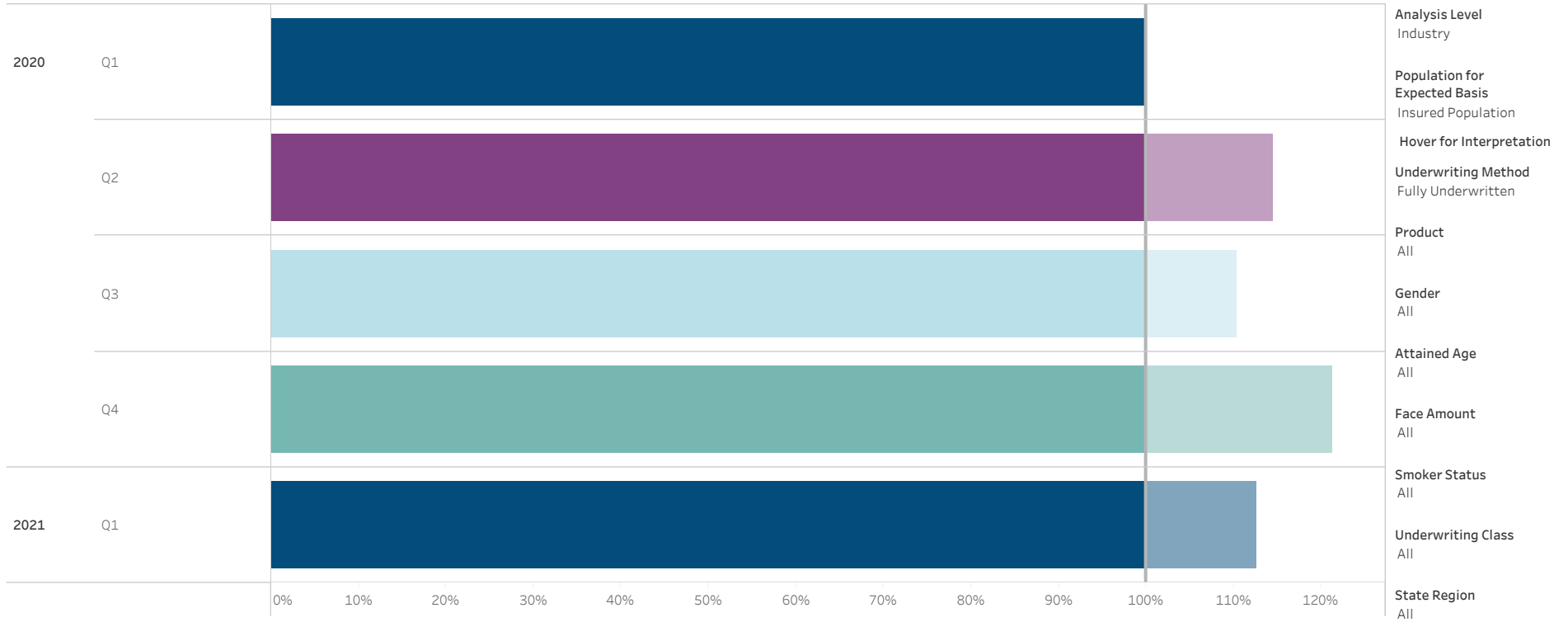
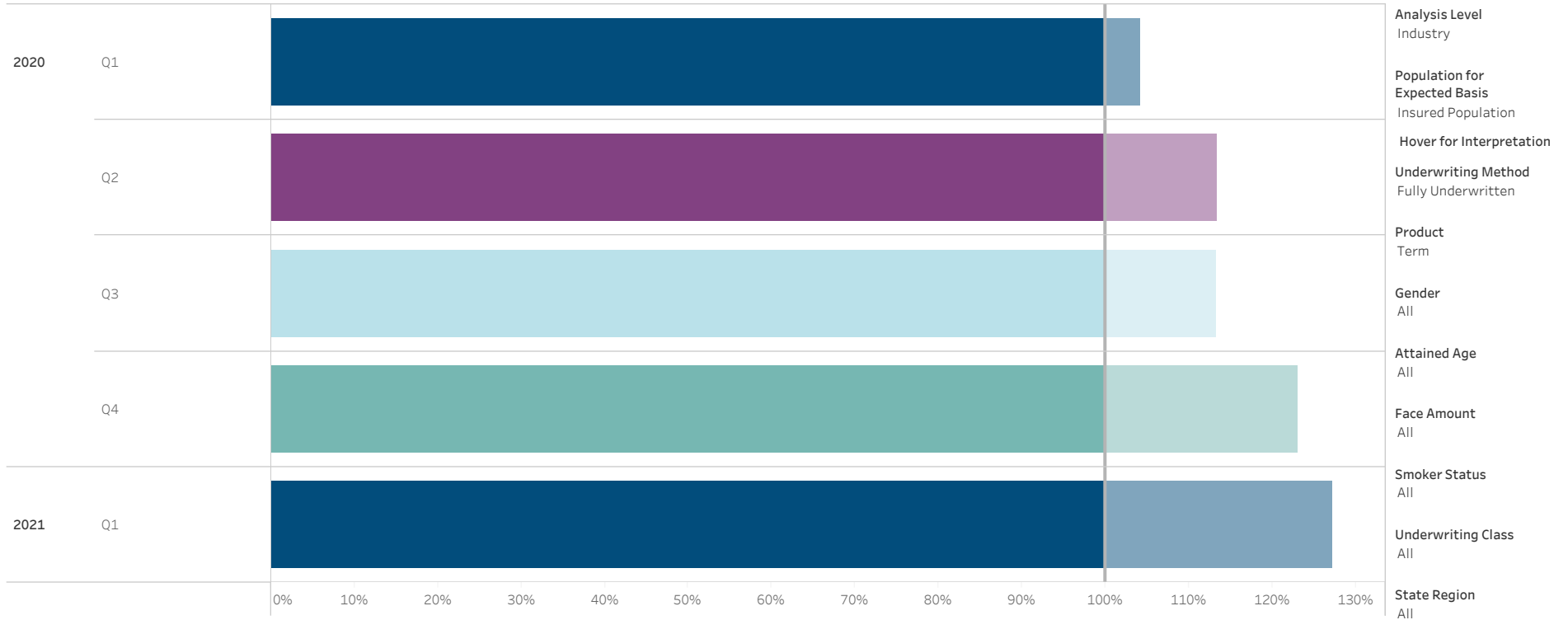


## 2020 & 2021 Ratio of Actual to Expected Relative Mortality Ratios



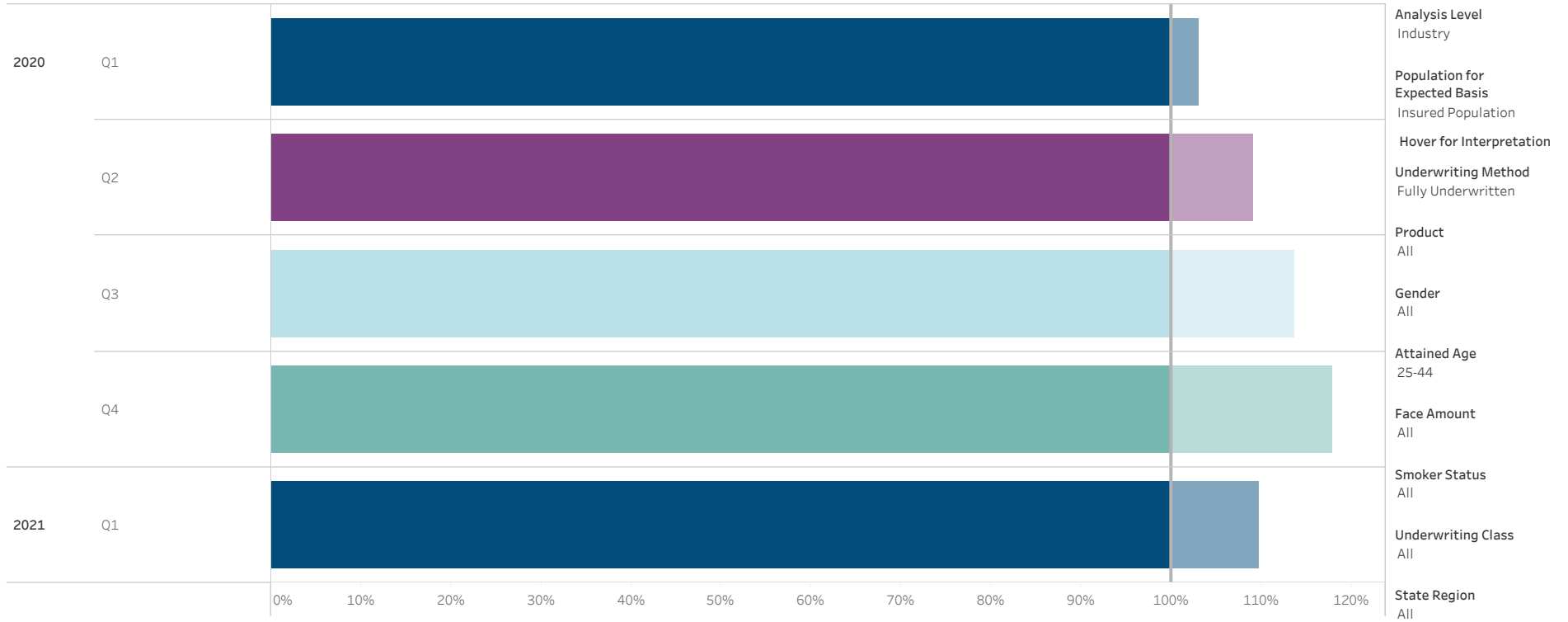
		Actual Claim Count	Expected Claim Count (std industry table)	Actual Relative Mortality Ratio	Expected Relative Mortality Ratio	Actual to Expected Relative Mortality Ratios
2020	Q1	84,802	75,348	113%	114%	99%
	Q2	88,828	76,925	115%	101%	115%
	Q3	83,191	79,363	105%	95%	110%
	Q4	97,685	80,979	121%	99%	121%
2021	Q1	94,033	74,187	127%	113%	113%

## 2020 & 2021 Ratio of Actual to Expected Relative Mortality Ratios



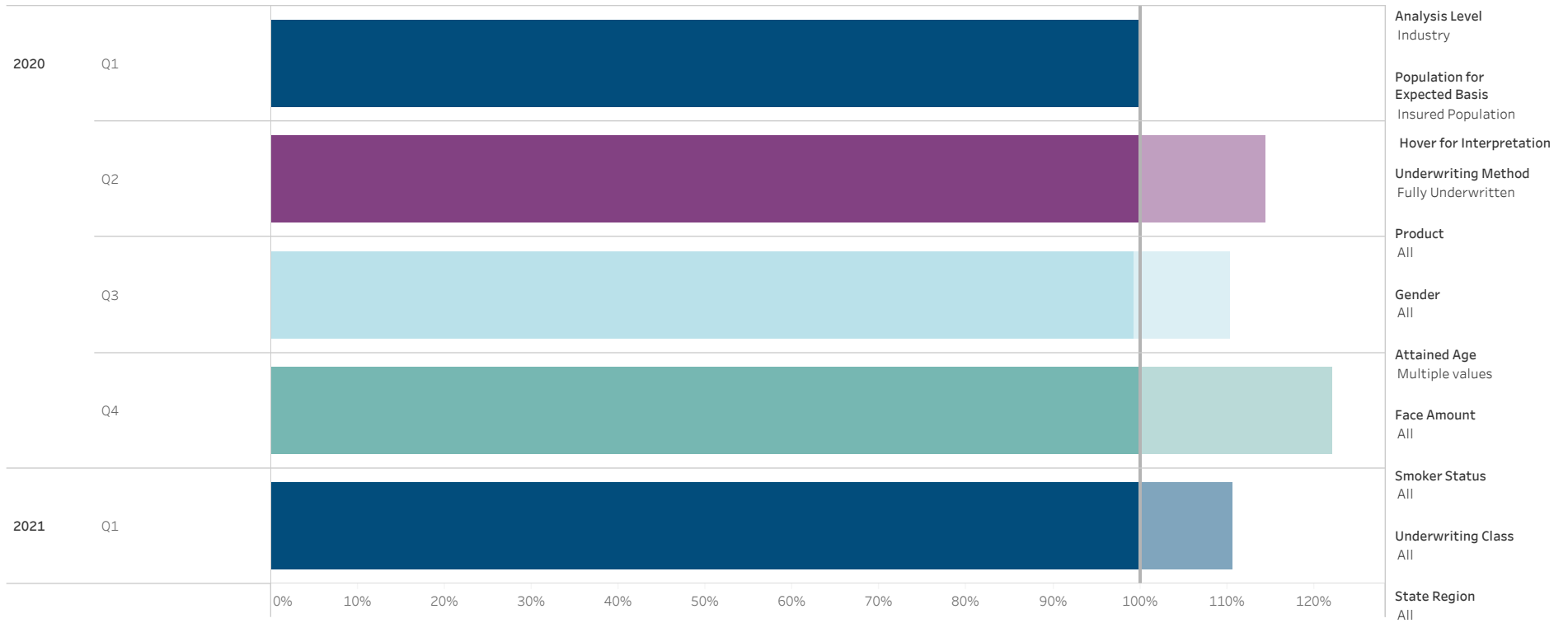
		Actual Claim Count	Expected Claim Count (std industry table)	Actual Relative Mortality Ratio	Expected Relative Mortality Ratio	Actual to Expected Relative Mortality Ratios
2020	Q1	8,631	8,252	105%	100%	104%
	Q2	9,208	8,347	110%	97%	113%
	Q3	8,889	8,534	104%	92%	113%
	Q4	10,264	8,628	119%	97%	123%
2021	Q1	10,354	8,297	125%	98%	127%

## 2020 & 2021 Ratio of Actual to Expected Relative Mortality Ratios



		Actual Claim Count	Expected Claim Count (std industry table)	Actual Relative Mortality Ratio	Expected Relative Mortality Ratio	Actual to Expected Relative Mortality Ratios
2020	Q1	1,917	1,377	139%	135%	103%
	Q2	2,126	1,381	154%	141%	109%
	Q3	2,204	1,399	158%	138%	114%
	Q4	2,182	1,402	156%	132%	118%
2021	Q1	2,050	1,373	149%	136%	110%

## 2020 & 2021 Ratio of Actual to Expected Relative Mortality Ratios



		Actual Claim Count	Expected Claim Count (std industry table)	Actual Relative Mortality Ratio	Expected Relative Mortality Ratio	Actual to Expected Relative Mortality Ratios
2020	Q1	71,452	64,208	111%	114%	98%
	Q2	74,595	65,805	113%	99%	115%
	Q3	69,562	68,143	102%	92%	110%
	Q4	82,942	69,790	119%	97%	122%
2021	Q1	78,849	63,311	125%	113%	111%

## Participants: COVID-19 Mortality Study – 2021 Q1

AIG Life  
Allstate  
Ameritas Life Insurance Corp.  
Amica Life  
CNO Financial Group  
Global Atlantic Financial Group  
Government Personnel Mutual Life  
Kansas City Life  
Lincoln Financial  
MetLife  
Mutual of Omaha  
Mutual Trust  
Nationwide  
New York Life Insurance Company  
Northwestern Mutual  
OneAmerica  
Pacific Life  
Pan-American Life  
Pavonia Life Insurance Co of MI (Global Bankers)  
Principal Financial Group  
Protective Life  
Prudential Financial  
Sammons Financial  
SBLI  
Securian Financial  
State Farm  
Symetra  
The Independent Order of Foresters  
Thrivent Financial  
Western & Southern  
Woodmen Life